



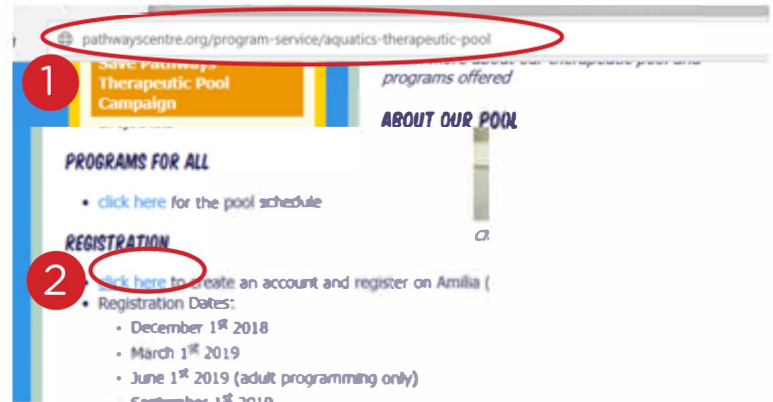
# How to Register for a Pathways Pool Program

## 1. How to Create an Account

1) Go to the Pool Page on the Pathways website:

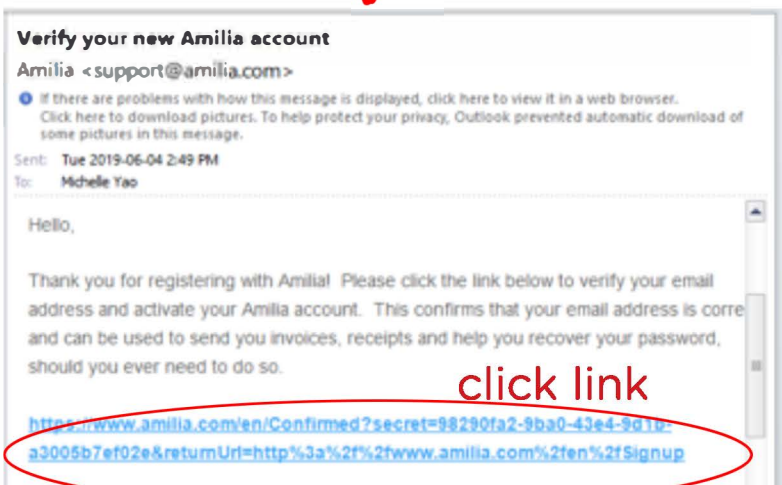
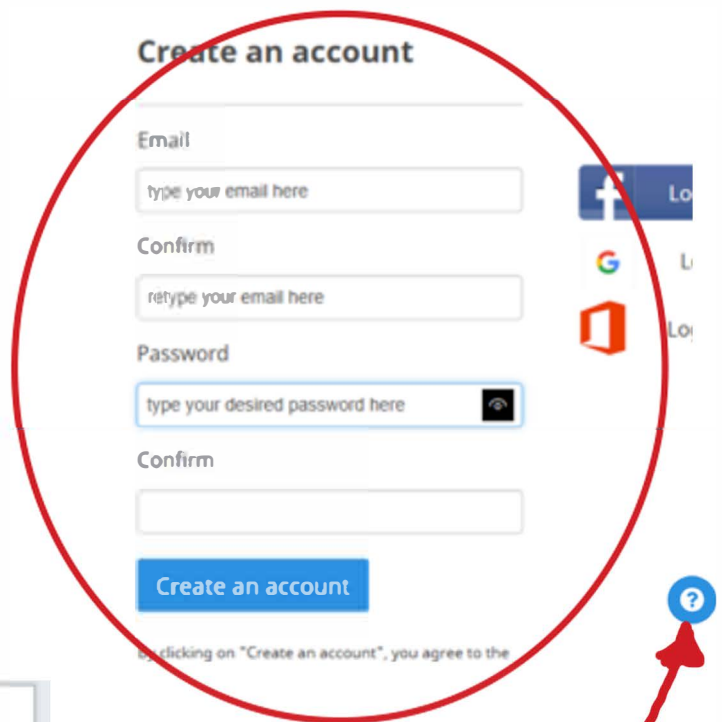
[pathwayscentre.org/program-service/aquatics-therapeutic-pool](http://pathwayscentre.org/program-service/aquatics-therapeutic-pool)

2) Scroll down to 'Registration' and click on 'Click here to create an account'



3) Click on "create an account."

4) Log into your email address to **verify your account** before proceeding. You can now log in on the same site any time you need to sign up for a program!



click link

**If you ever have trouble navigating this site...**  
Click on the ? button in the lower right corner to get some instructions!



## 2. How to Sign Up For a Program

1) Once logged in, click on 'My Account' in the top right menu.

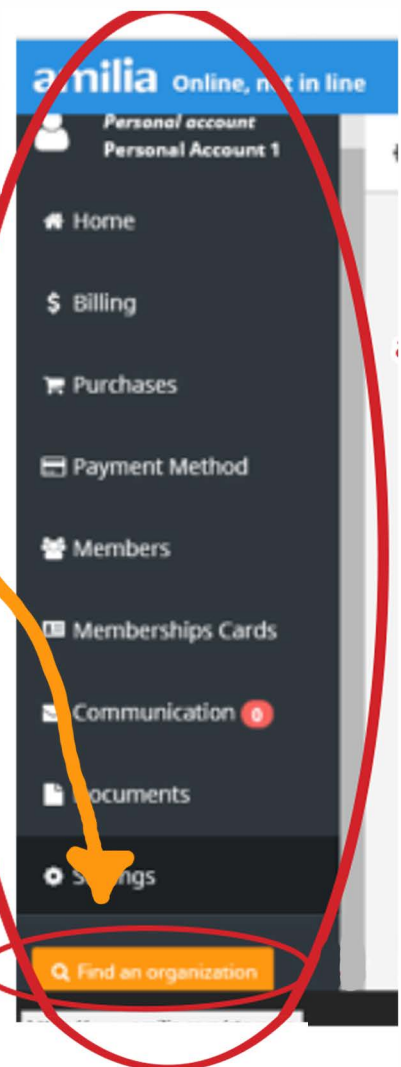
2) On the left, black side menu, scroll all the way down until you see an orange 'Find an organization' button and click on it.

3) Enter 'Pathways' into the search bar, then click on the link that says 'Pathways Health Centre for Children'

4) You are now on the Pathways registration page! Add the programs you want to your cart, then proceed to 'Check Out' to finish registration.

a) scroll down

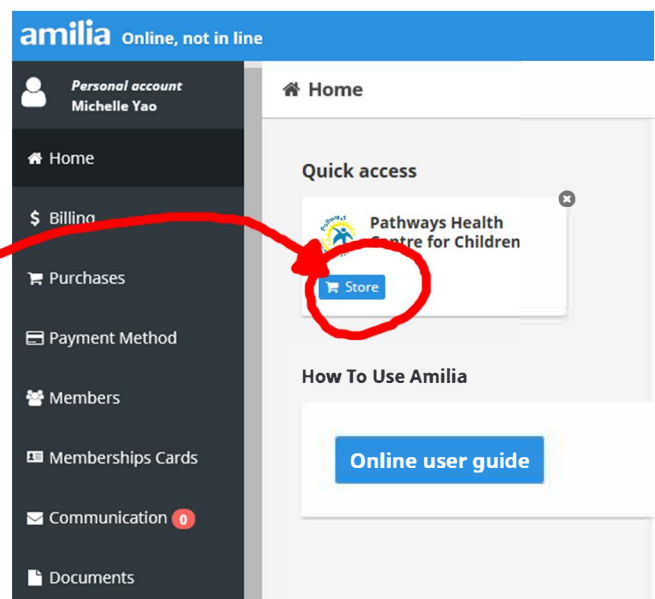
b) click button



## 3. How to Reaccess the Registration Page in the Future

1) Any time you need to register for more sessions, come back to this same website and log back in.

2) Like above, click on 'My Account' in the top right menu. From this landing page, click on the **blue shopping cart button that says 'Store'** right underneath the Pathways logo in the 'Quick Access' menu. It will take you right back to the registration page!



**For any assistance or issues, please contact:**

**Debra Marson, Aquatic Supervisor**  
(519) 542-3471 ext. 1279  
dmarson@pathwayscentre.org