





Scan each QR code with your phone's camera to go to the HearOn video of your choice.



Your ABR Appointment

How to get ready to make the most of this very important appointment.




How Technology Helps

This video presents two tools useful for understanding the degree of hearing loss and how hearing aids can help.



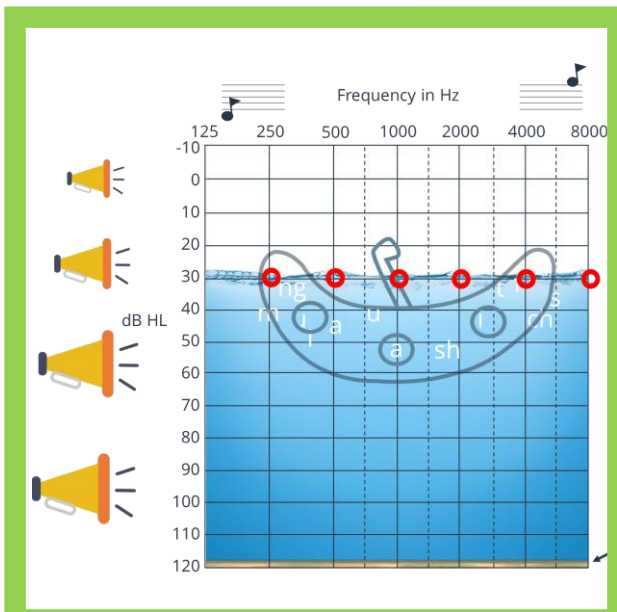
Your Child's Hearing

This video helps to explain ABR testing, the pathway of hearing, and both degree and type of hearing loss.



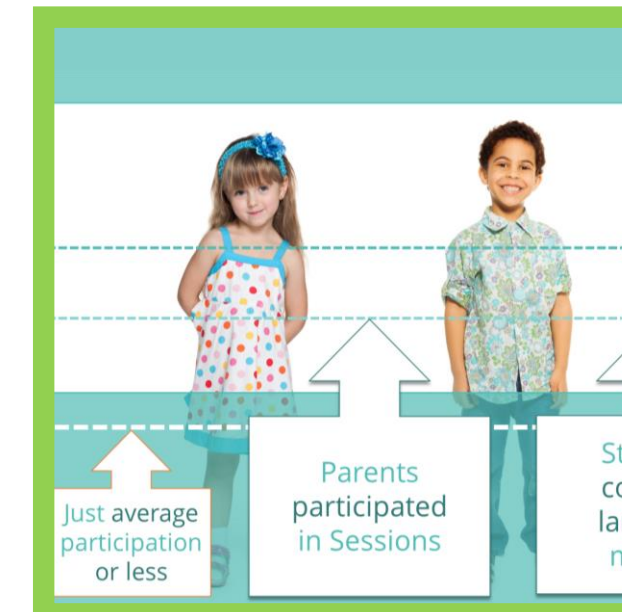
Eyes Open Ears On

Why is it so very important that we work to keep hearing aids on little ears more than 10 hours a day?




The First Audiogram

This chart called the HL audiogram will help you to understand the impact of your child's hearing loss.





The Magic Ingredient Is You

Parents serving as strong and consistent language models is key to developing age appropriate language skills.




Keep On Keeping On

Let's talk tips and strategies for keeping hearing aids where they should be....
On little ears.



The Importance Of An Early Start

When it comes to hearing loss, hearing aids help, increasing language quality and quantity helps, and....the earlier the better.



From Hear On

Early hearing aid use provides an important foundation for speech, language, listening and communication growth.



Datalogging

Your child's hearing aids have a time counter that will help you and your audiologist plan for success.

